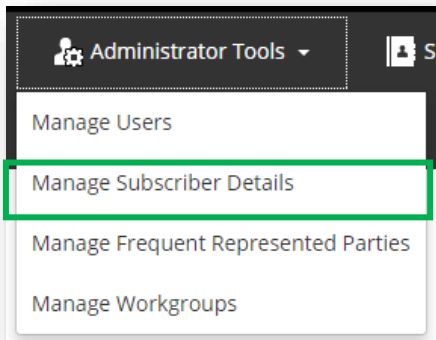


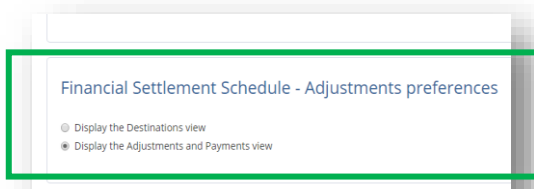
Statement of Adjustments




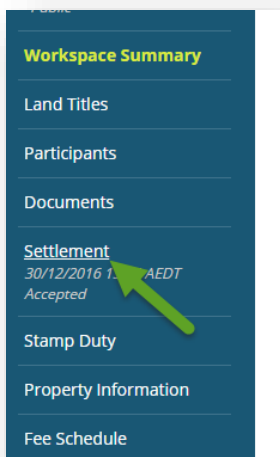
Subscribers enrolled in the pilot program are able to switch the new capability on themselves.

- Select Administration Tools > Manage Subscriber Details

Note: If you wish to access this new functionality, please confirm with your PEXA Direct specialist or go to Statement of Adjustments group on the eConveyancing Community and register your interest.



- Scroll down the page to the **Financial Settlement Schedule – Adjustments Preferences** section
- Select **Display the Adjustments and Payments view**
- Click 



Result: All users for your organisation can now navigate to the Settlement Schedule screen and will see the new tab for **Adjustments and Payments** tab (replacing the Destinations tab).

Note: **Destination line items** can still be added at the bottom of the screen. This is the same functionality as you see in the standard Destinations tab, but are now clearly identified based on your role in the workspace.

Adjustments and Payments Tab

Adjustments and Payments tab

Adjustments date

Header details

Default from the Transfer document in a workspace

Adjustments

Add adjustment and assign descriptions, treat as, dates and values

Calculated Statement of Settlement

Values currently default from Transfer or supporting documents in the workspace and the adjustments above

Payment Directions

Vendor's destination line items

Payment Directions

Purchaser's responsible line items

(Line items include all workspace destinations items, including those entered by Banks)

Financial Settlement Schedule

Settlement Summary: Unbalanced | Source Funds: \$0.00 | **Adjustments and Payments: \$371,505.43**

Settlement of Adjustments as at: 30/12/2016

Vendor: JOHN WALL | Purchaser: DOUGLAS JACKSON | Property Address: 186 ST JOHNS ROAD CABRAMATTA VIC 2166

#	Adjustment Description	Treat As	From	To	Total Period (Days)	Outgoing Amount (\$)	Vendor (\$)	Purchaser (\$)	Actions
A02	Land Tax	Paid	15/11/2016	19/01/2017	20		1,000.00	303.00	
A03	Rates	Paid	14/11/2016	19/01/2017	20		2,000.00	597.00	
A06	Water (Services)	Paid	17/08/2016	29/07/2017	211		290.00	176.34	
A07	Other	Unpaid	01/11/2016	30/11/2016	30		33.75	33.75	
Total Adjustments							33.75	1,076.38	
Less Vendor's Portion								33.75	
Purchaser to Pay Vendor									1,042.63

Statement of Settlement

Values default from the Transfer and supporting documents in the workspace

Purchase Price	\$ 580,000.00
Less Deposit Paid	\$ 62,000.00
Balance of Purchase Price	\$ 518,000.00
Plus Adjustments	\$ 1,042.63
Plus GST Amount	\$ 45,000.00
Balance Due to Vendor	\$ 564,042.63

Payment Directions

Vendor Destination Line Items (Total of \$565,035.43)

#	Category	Account Name	Account Details	Owner	Amount	Actions
D03	Professional Fees	-	-	BAYSIDE SOLICITORS VIC PTY. LTD.	950.00	
D04	Vendor's Funds	-	-	BAYSIDE SOLICITORS VIC PTY. LTD.	529,085.43	
D05	Loan Payout	-	-	NECDL BORROWWEALTH BANK AUSTRALIA	35,000.00	

Purchaser Destination Line Items (Total of \$6,470.00)

#	Category	Account Name	Account Details	Owner	Amount	Actions
D01	Stamp Duty Disbursement	State Revenue Office Victoria	035892 059131	BAYSIDE SOLICITORS VIC PTY. LTD.	5,270.00	
D02	Professional Fees	Trust Account	012003 836092224	BAYSIDE SOLICITORS VIC PTY. LTD.	1,200.00	

Outstanding Items

Some outstanding Items that have already been raised and are on the way:

- Ability to edit Deposit paid and GST amount fields in the Statement of Settlement
- Change the Settlement Date and Adjustment date functionality
- More efficient approach to Water Rates, Water Services and Water Usage.
- More effective on screen display of Text entered against line items
- Print a Statement of Adjustment via a PDF report

Feedback - via the Community

The screenshot shows the PEXA Beta Group community page. At the top, there is a navigation bar with the PEXA logo and several utility links: 'PEXA Website', 'Getting Started with PEXA', 'Help Centre', 'Ask a Question', 'Share an Experience', 'Raise an Idea', 'Blogs', and 'Register / Login'. Below the navigation bar, the page title 'Beta Group' is displayed, along with a search bar and a user profile for 'BrettCS'. The main content area is titled 'Welcome to PEXA's first Beta group!' and contains a message about the current Statement of Adjustments project. A 'START A TOPIC' button is visible. The 'Latest Posts' section lists three posts: 'Latest testing' by Ames, 'Re: Calculations' by BrettCS, and another 'Re: Calculations' by Ames. The sidebar on the right includes 'Access the training lab' with a login form and a 'Members' list.